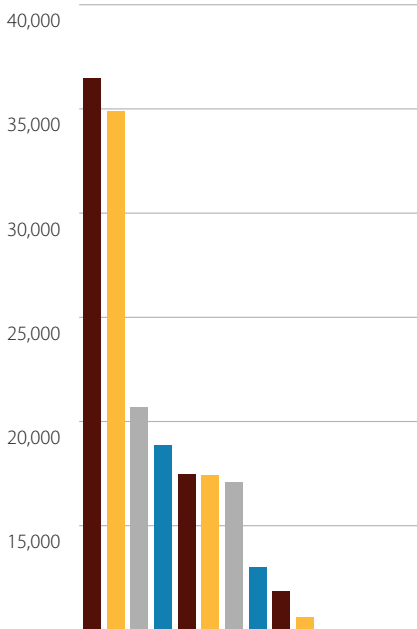


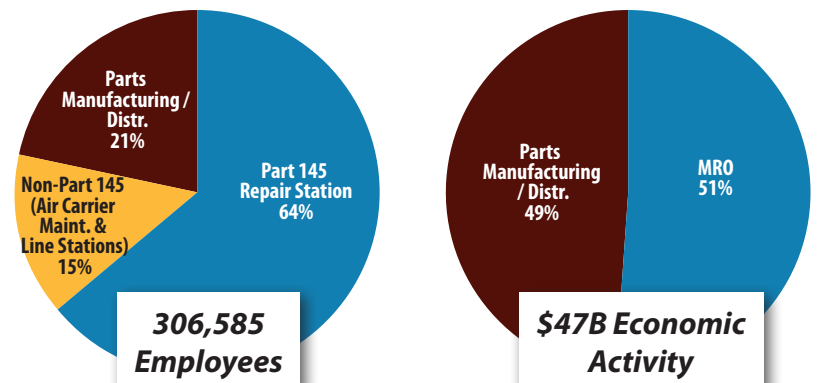
# US EMPLOYMENT & ECONOMIC IMPACT BY STATE

## Overview

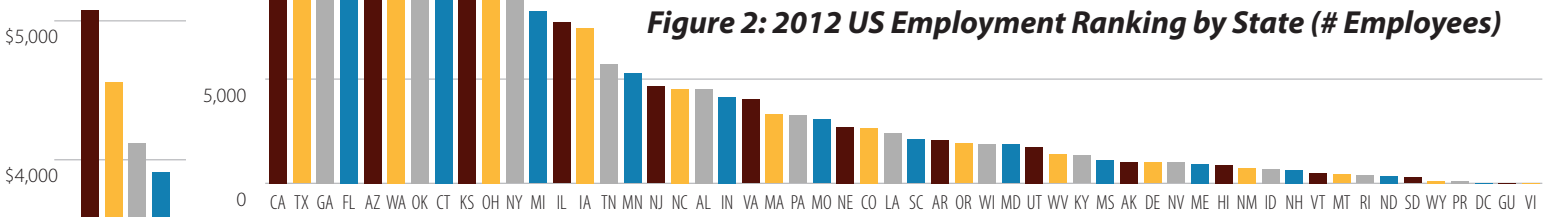
The US civil aviation maintenance industry employs over 306,000 people and generates \$47B in economic activity (Figure 1). MRO accounts for 80% of the total employment in the US with 240,000 employees; within the MRO industry, companies that are certificated by the FAA under part 145 are the largest employers with nearly 200,000 employees. The remaining 45,000 are employed by other companies involved in civil aviation. Parts manufacturing and distribution accounts for the remaining 20% of employment with 66,000 employees. MRO generates over 50% of the economic activity or \$24.1B. With 20% of the total employment, parts manufacturing and distribution accounts for 49% of the total economic activity or \$22.9B.



**Figure 1: US Civil MRO Employment and Economic Activity**

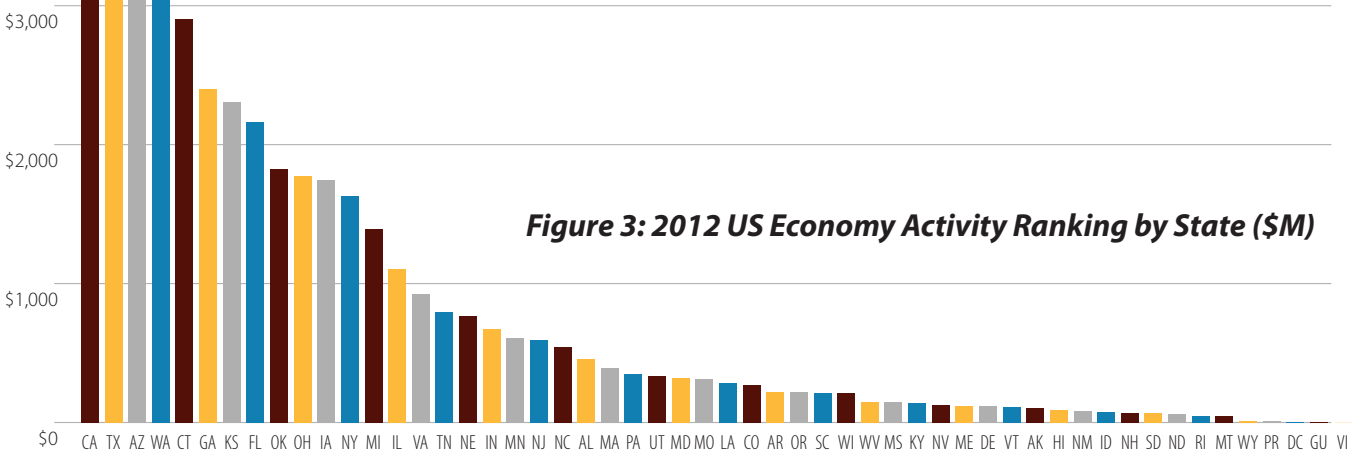


Source: FAA / RITA / WAD / ICF SH&E Analysis



**Figure 2: 2012 US Employment Ranking by State (# Employees)**

Source: FAA / RITA / WAD / ICF SH&E Analysis



**Figure 3: 2012 US Economy Activity Ranking by State (\$M)**

Source: FAA / RITA / WAD / ICF SH&E Analysis

# Global MRO Market Economic Assessment, March 13, 2013

Analyzing the MRO industry at the state level, ICF SH&E estimates that California, Texas, Georgia, and Florida combined represent more than a third of the total US civil aviation maintenance employment with an estimated 111,000 employees (Figure 2); the top ten states represent nearly two-thirds of the total employment in the US.

California and Texas also generate the most economic activity followed by Arizona, Washington, Georgia and Connecticut; together, these six states generate almost half of the total economic activity (Figure 3).

Figure 4 presents the detailed employment and economic impact at the state level.

**Figure 4: 2012 US Aviation Maintenance Industry Employment and Economic Impact**

State	Aviation Maintenance Industry Employment			Aviation Maintenance Industry Economic Activity (\$M USD)	
	Maintenance, Repair and Overhaul (MRO)		Total Employment (MRO plus Parts Manufacturing/Distribution)	MRO	Total Economic Activity (MRO plus Parts Manufacturing/ Distribution)
	FAA-Certificated Repair Station	Air Carrier (Base and Line Maintenance)			
AK	541	478	1,028	\$101.9	\$104.7
AL	4,400	96	4,523	\$449.6	\$458.4
AR	2,000	15	2,074	\$201.5	\$220.8
AZ	5,529	2,311	17,480	\$784.0	\$4,122.5
CA	28,408	2,744	36,497	\$3,115.2	\$5,074.5
CO	1,183	1,461	2,659	\$264.4	\$269.2
CT	6,084	48	13,008	\$613.2	\$2,904.4
DC	18	0	18	\$1.8	\$1.8
DE	925	0	1,006	\$92.5	\$119.2
FL	16,488	1,435	18,873	\$1,792.3	\$2,161.8
GA	16,001	3,286	20,683	\$1,928.7	\$2,399.5
GU	11	0	11	\$1.1	\$1.1
HI	138	718	864	\$85.6	\$88.3
IA	3,042	98	7,463	\$314.0	\$1,749.0
ID	569	96	697	\$66.5	\$77.0
IL	3,620	2,690	7,712	\$631.0	\$1,101.6
IN	2,785	225	4,143	\$301.0	\$674.9
KS	6,932	141	11,872	\$707.3	\$2,310.3
KY	518	765	1,326	\$128.3	\$142.4
LA	2,047	182	2,411	\$222.9	\$282.9
MA	1,961	1,071	3,293	\$303.2	\$389.4
MD	1,003	275	1,855	\$127.8	\$318.0
ME	752	36	914	\$78.8	\$120.5
MI	4,007	1,765	8,235	\$577.2	\$1,390.0
MN	3,192	1,725	5,267	\$491.7	\$608.6
MO	1,494	1,537	3,053	\$303.1	\$310.3
MS	931	65	1,132	\$99.6	\$144.6
MT	380	20	418	\$40.0	\$45.8
NC	3,206	957	4,537	\$416.3	\$539.9
ND	244	24	364	\$26.8	\$58.5
NE	1,339	99	2,700	\$143.8	\$764.4
NH	556	49	637	\$60.5	\$71.0
NJ	3,931	281	4,649	\$421.2	\$590.7
NM	600	96	742	\$69.6	\$84.8
NV	529	360	1,002	\$88.9	\$126.1
NY	5,265	2,094	10,028	\$735.9	\$1,631.9
OH	5,623	1,913	10,624	\$753.6	\$1,772.6
OK	13,096	3,492	17,097	\$1,658.8	\$1,826.7
OR	1,788	15	1,916	\$180.3	\$217.6
PA	2,494	654	3,259	\$314.8	\$351.4
PR	100	0	100	\$10.0	\$10.0
RI	334	0	377	\$33.4	\$47.5
SC	1,944	144	2,098	\$208.8	\$212.3
SD	73	34	272	\$10.7	\$65.2
TN	1,970	3,172	5,727	\$514.2	\$796.5
TX	25,090	5,979	34,873	\$3,106.9	\$4,556.7
UT	292	1,012	1,750	\$130.4	\$337.1
VA	1,162	593	4,028	\$175.5	\$925.7
VI	2	0	2	\$0.2	\$0.2
VT	161	32	482	\$19.3	\$114.8
WA	8,267	404	17,437	\$867.1	\$3,911.3
WI	1,692	101	1,884	\$179.3	\$209.5
WV	1,345	0	1,382	\$134.5	\$146.7
WY	68	20	105	\$8.8	\$14.4
<b>Total</b>	<b>196,130</b>	<b>44,808</b>	<b>306,585</b>	<b>\$24,094</b>	<b>\$46,975</b>